

# WEEKLY EPIDEMIOLOGY BULLETIN

NATIONAL EPIDEMIOLOGY UNIT, MINISTRY OF HEALTH, JAMAICA

## Weekly Spotlight *Move for Health day*

### WHAT IS MOVE FOR HEALTH DAY?



Every year, the Ministry of Health joins with the rest of the world and celebrates “**Move for Health Day**” to promote physical activity. It provides an opportunity to increase awareness about practical ways that persons can incorporate physical activity in their daily life. This is **IMPORTANT** in the prevention, management and control of NCDs ( high blood pressure, diabetes. some cancers) Move for Health Day, an annual global initiative to promote physical activity sponsored by World Health Organization (WHO), with broad links to communities around the world, formally got underway on Saturday. The initiative was called for by WHO Member States following the success of last year’s World Health Day on the Move for Health theme. Member States have been urged to celebrate a Move for Health Day each year to promote physical activity as essential for health and well-being.

WHO Director General Dr Gro Harlem Brundtland, MD, said the globalizing of the initiative reflected Member State concerns that the increasing chronic disease problems caused by unhealthy diet and physical inactivity should not be addressed in isolation. Move for Health is part of a broader WHO move to address the growing burden

of chronic diseases through its Global Strategy on Diet, Physical Activity and Health, which is being prepared for presentation to Member States in May 2004.



*Eat healthy stay healthy*  
**World Health Day**

Source: <http://www.who.int/dietphysicalactivity/publications/releases/move/en/>

## EPI WEEK 17



**SYNDROMES**

PAGE 2



**CLASS 1 DISEASES**

PAGE 4



**INFLUENZA**

PAGE 5



**DENGUE FEVER**

PAGE 6



**GASTROENTERITIS**

PAGE 7



**RESEARCH PAPER**

PAGE 8



**1 NOTIFICATIONS-**  
All clinical sites



**INVESTIGATION REPORTS-** Detailed Follow up for all Class One Events



**HOSPITAL ACTIVE SURVEILLANCE-** 30 sites\*. Actively pursued



**SENTINEL REPORT-** 79 sites\*. Automatic reporting

\*Incidence/Prevalence cannot be calculated

# REPORTS FOR SYNDROMIC SURVEILLANCE

## FEVER

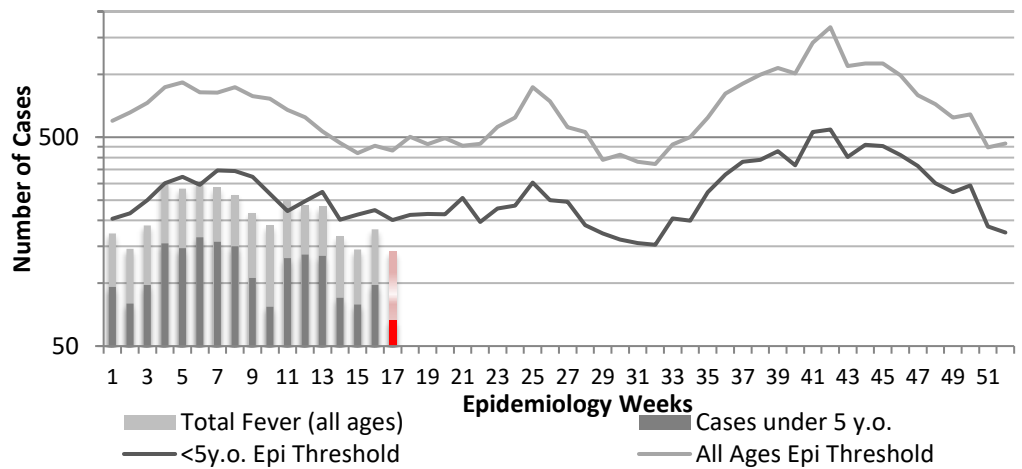
Temperature of  $>38^{\circ}\text{C}$  /  $100.4^{\circ}\text{F}$  (or recent history of fever) with or without an obvious diagnosis or focus of infection.



**KEY**

**RED** CURRENT WEEK

Fever in under 5y.o. and Total Population 2018 vs Epidemic Thresholds, Epidemiology Week 17

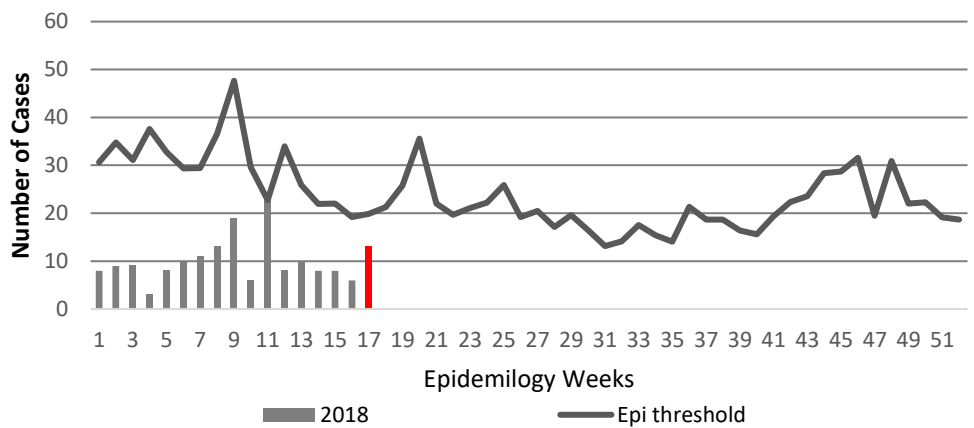


## FEVER AND NEUROLOGICAL

Temperature of  $>38^{\circ}\text{C}$  /  $100.4^{\circ}\text{F}$  (or recent history of fever) in a previously healthy person with or without headache and vomiting. The person must also have meningeal irritation, convulsions, altered consciousness, altered sensory manifestations or paralysis (except AFP).



Fever and Neurological Symptoms Weekly Threshold vs Cases 2018, Epidemiology Week 17

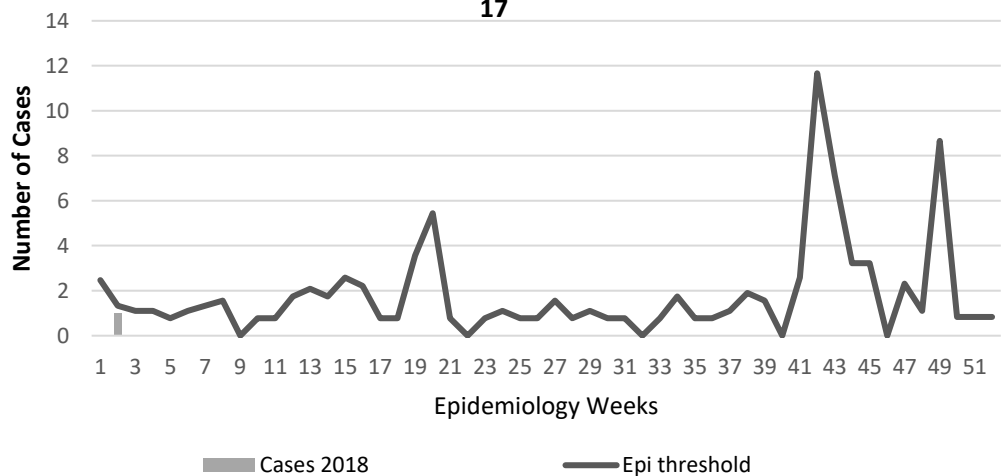


## FEVER AND HAEMORRHAGIC

Temperature of  $>38^{\circ}\text{C}$  /  $100.4^{\circ}\text{F}$  (or recent history of fever) in a previously healthy person presenting with at least one haemorrhagic (bleeding) manifestation with or without jaundice.



Fever and Haem Weekly Threshold vs Cases 2018, Epidemiology Week 17



**2 NOTIFICATIONS-**  
All clinical sites



**INVESTIGATION REPORTS-** Detailed Follow up for all Class One Events



**HOSPITAL ACTIVE SURVEILLANCE-** 30 sites\*. Actively pursued

\*Incidence/Prevalence cannot be calculated



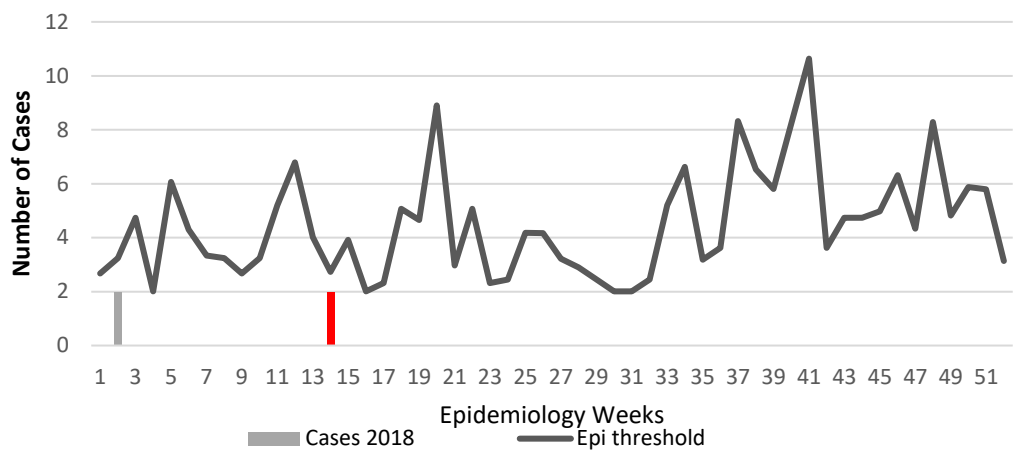
**SENTINEL REPORT-** 79 sites\*. Automatic reporting

### FEVER AND JAUNDICE

Temperature of  $>38^{\circ}C$  /  $100.4^{\circ}F$  (or recent history of fever) in a previously healthy person presenting with jaundice.



**Fever and Jaundice Weekly Threshold vs Cases 2018, Epidemiology Week 17**

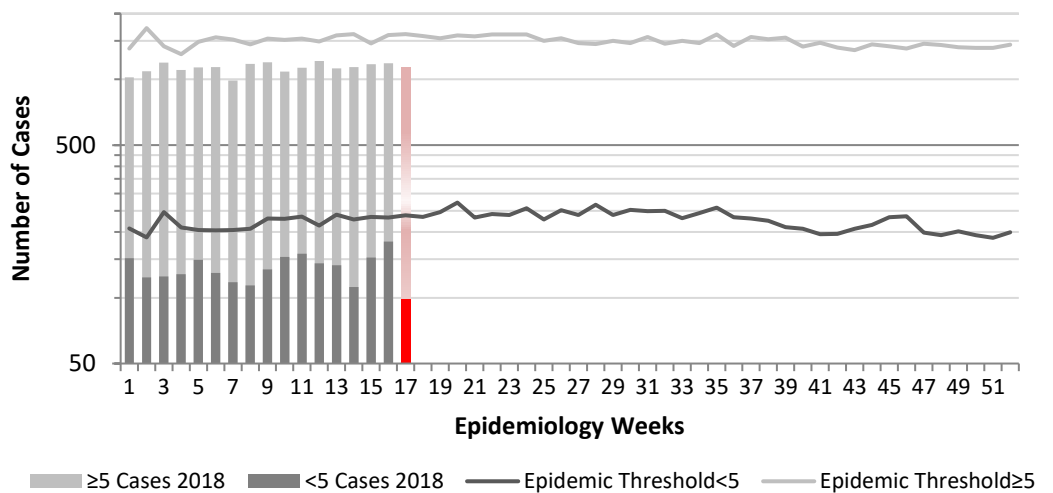


### ACCIDENTS

Any injury for which the cause is unintentional, e.g. motor vehicle, falls, burns, etc.



**Accidents Weekly Threshold vs Cases 2018**



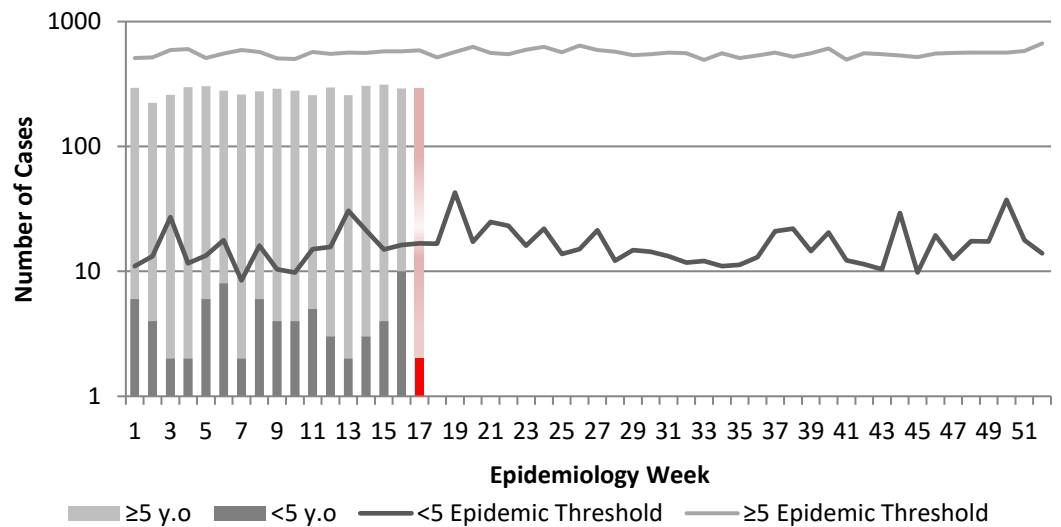
### VIOLENCE

Any injury for which the cause is intentional, e.g. gunshot wounds, stab wounds, etc.

The epidemic threshold is used to confirm the emergence of an epidemic so as to step-up appropriate control measures.



**Violence Weekly Threshold vs Cases 2018**



**3 NOTIFICATIONS-**  
All clinical sites



**INVESTIGATION REPORTS-** Detailed Follow up for all Class One Events



**HOSPITAL ACTIVE SURVEILLANCE-** 30 sites\*. Actively pursued



\*Incidence/Prevalence cannot be calculated



**SENTINEL REPORT-** 79 sites\*. Automatic reporting

## CLASS ONE NOTIFIABLE EVENTS

## Comments

	CLASS 1 EVENTS	CONFIRMED YTD			
		CURRENT YEAR	PREVIOUS YEAR		
NATIONAL/INTERNATIONAL INTEREST	Accidental Poisoning	5	74	AFP Field Guides from WHO indicate that for an effective surveillance system, detection rates for AFP should be 1/100,000 population under 15 years old (6 to 7) cases annually.	
	Cholera	0	0		
	Dengue Hemorrhagic Fever <sup>1</sup>	0	3		
	Hansen's Disease (Leprosy)	0	2		
	Hepatitis B	8	4		
	Hepatitis C	1	1		
	HIV/AIDS	NA	NA		
	Malaria (Imported)	2	0		
	Meningitis (Clinically confirmed)	12	33		
EXOTIC/ UNUSUAL	Plague	0	0	Pertussis-like syndrome and Tetanus are clinically confirmed classifications.	
HIGH MORBIDITY/ MORTALITY	Meningococcal Meningitis	0	0		
	Neonatal Tetanus	0	0		
	Typhoid Fever	0	0		
	Meningitis H/Flu	0	0		
SPECIAL PROGRAMMES	AFP/Polio	0	0	1 Dengue Hemorrhagic Fever data include Dengue related deaths;	
	Congenital Rubella Syndrome	0	0		
	Congenital Syphilis	0	0	2 Figures include all pregnancy related deaths reported for the period.	
	Fever and Rash	Measles	0		0
		Rubella	0	0	
	Maternal Deaths <sup>2</sup>		25	18	Hep B increase due to results received from NBTS/NPHL
	Ophthalmia Neonatorum		104	70	
	Pertussis-like syndrome		0	0	
	Rheumatic Fever		0	0	
	Tetanus		0	0	
	Tuberculosis		7	12	
	Yellow Fever		0	0	
	Chikungunya	4	0		
	Zika Virus	0	0	NA- Not Available	



4 NOTIFICATIONS- All clinical sites



INVESTIGATION REPORTS- Detailed Follow up for all Class One Events



HOSPITAL ACTIVE SURVEILLANCE- 30 sites\*. Actively pursued



SENTINEL REPORT- 79 sites\*. Automatic reporting

\*Incidence/Prevalence cannot be calculated

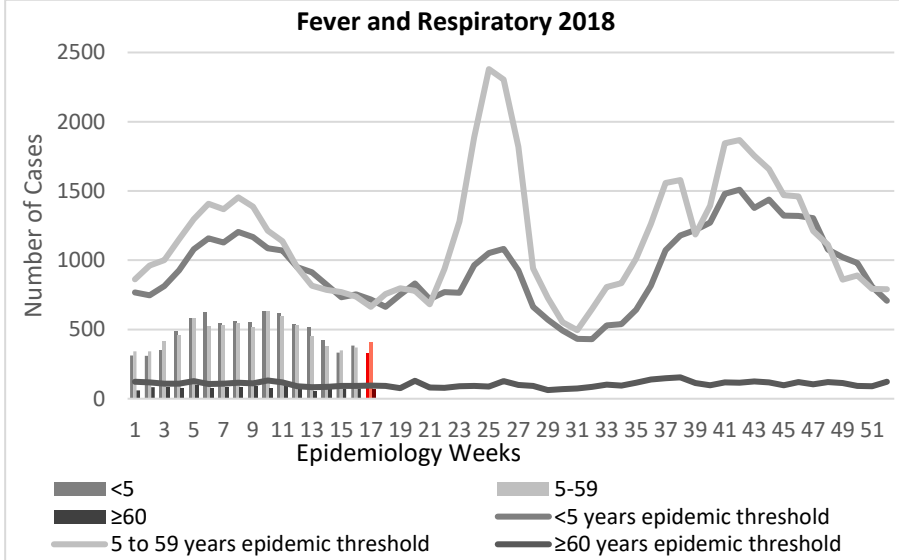
# NATIONAL SURVEILLANCE UNIT INFLUENZA REPORT

## EW 17

April 15-21, 2018

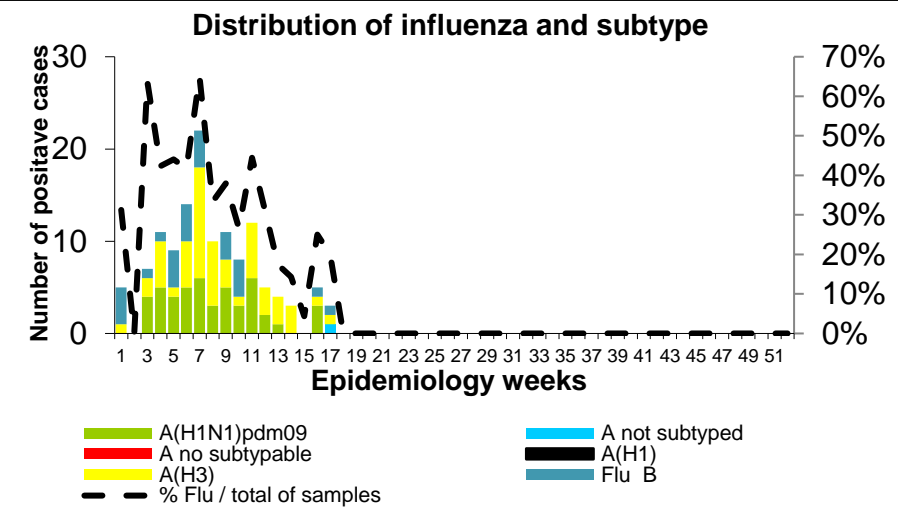
Epidemiology Week 17

April 2018		
	EW 17	YTD
SARI cases	17	118
<b>Total Influenza positive Samples</b>		
<b>Influenza A</b>	0	0
H3N2	0	0
H1N1pdm09	0	0
Not subtyped	0	0
<b>Influenza B</b>		
<b>Other</b>	0	0



**Comments:**

During EW 14, the proportion of SARI hospitalizations among all hospitalizations decreased from the previous weeks and remained low as compared to the previous seasons 2011-2017 for the same period. During EW 16, SARI and pneumonia activity increased from the previous weeks and remained low as compared to the previous seasons 2011-2017 for the same period. During EW 16, decreased influenza detections were reported, influenza A(H1N1)pdm09, A(H3N2) and B co-circulated in recent weeks.



**INDICATORS**

**Burden**

Year to date, respiratory syndromes account for 0% of visits to health facilities.

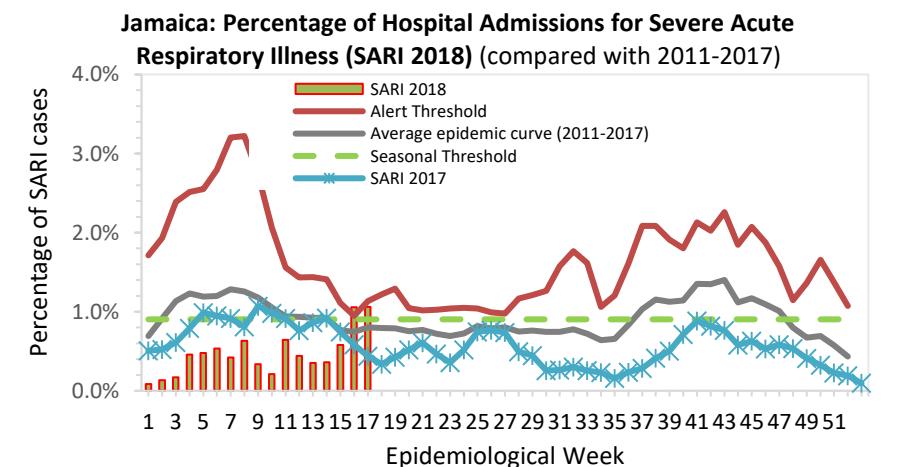
**Incidence**

Cannot be calculated, as data sources do not collect all cases of Respiratory illness.



**Prevalence**

Not applicable to acute respiratory conditions.



**5 NOTIFICATIONS-**  
All clinical sites



**INVESTIGATION REPORTS-** Detailed Follow up for all Class One Events



**HOSPITAL ACTIVE SURVEILLANCE-** 30 sites\*. Actively pursued  
\*Incidence/Prevalence cannot be calculated

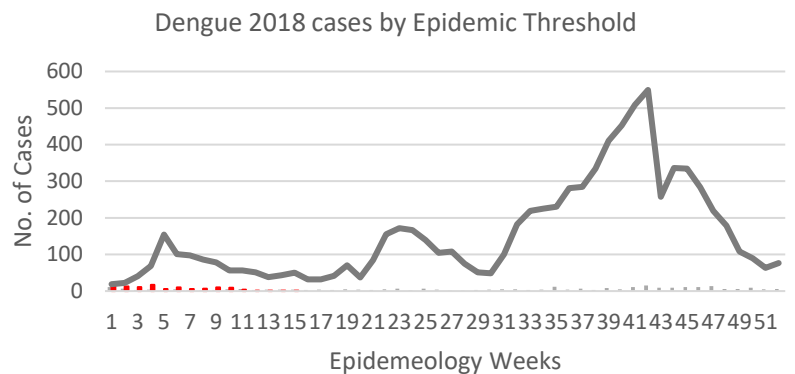


**SENTINEL REPORT-** 79 sites\*. Automatic reporting

# Dengue Bulletin

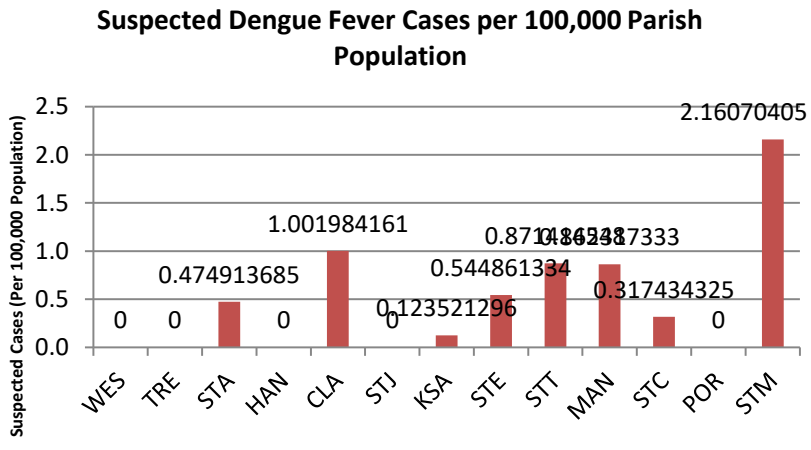
April 22-28, 2018

Epidemiology Week 17



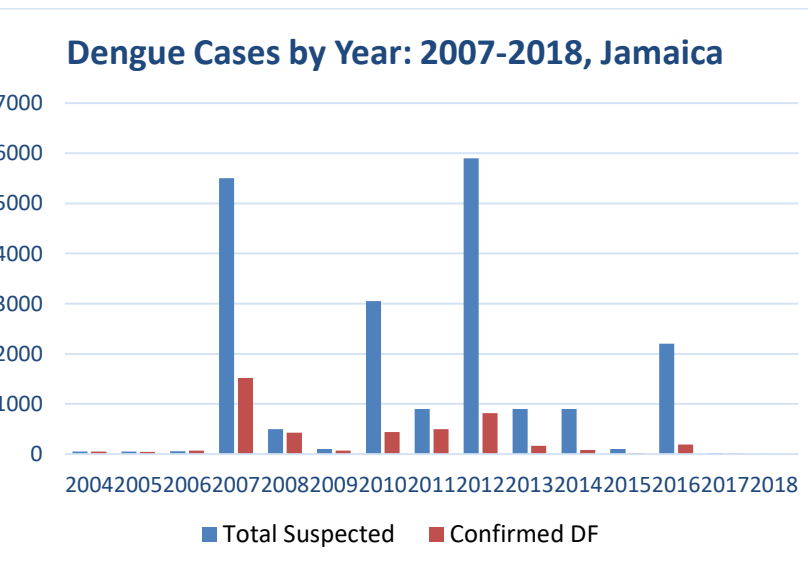
## DISTRIBUTION

Year-to-Date Suspected Dengue Fever					
	M	F	Un-known	Total	%
<1	0	3	0	3	2.7
1-4	6	7	0	13	11.8
5-14	13	12	0	25	22.7
15-24	12	5	0	17	15.5
25-44	13	18	0	31	28.2
45-64	9	4	0	13	11.8
≥65	4	1	0	5	4.6
Unknown	2	1	0	3	2.7
<b>TOTAL</b>	<b>59</b>	<b>51</b>	<b>0</b>	<b>110</b>	<b>100</b>



## Weekly Breakdown of suspected and confirmed cases of DF,DHF,DSS,DRD

		2018		2017 YTD
		EW 17	YTD	
Total Suspected Dengue Cases		1	110	62
Lab Confirmed Dengue cases		0	0	0
<b>CONFIRMED</b>	DHF/DSS	2	2	2
	Dengue Related Deaths	0	0	0



**6 NOTIFICATIONS-**  
All clinical sites

**INVESTIGATION REPORTS-** Detailed Follow up for all Class One Events

**HOSPITAL ACTIVE SURVEILLANCE-** 30 sites\*. Actively pursued

**SENTINEL REPORT-** 79 sites\*. Automatic reporting

\*Incidence/Prevalence cannot be calculated

# Gastroenteritis Bulletin

**EW**  
**17**

April 22-28, 2018

Epidemiology Week 17

## Weekly Breakdown of Gastroenteritis cases

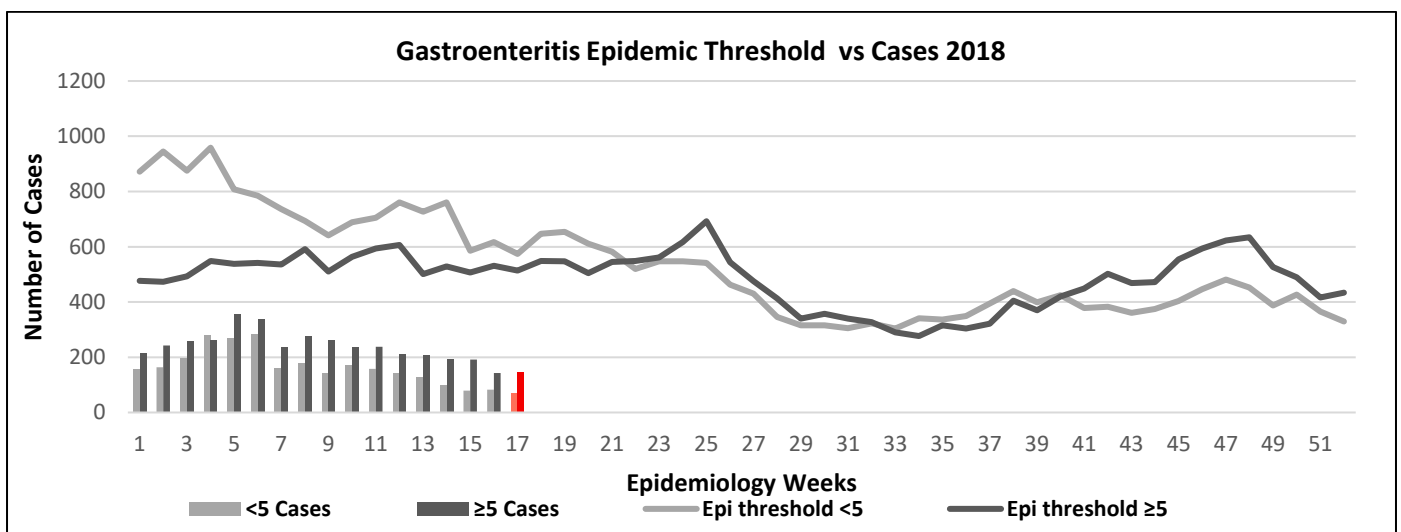
Year	EW 17			YTD		
	<5	≥5	Total	<5	≥5	Total
2018	70	148	218	2,776	4,015	6,791
2017	194	213	407	4,208	4,376	8,584

### Gastroenteritis:

In Epidemiology Week 17, 2017, the total number of reported GE cases showed a 27% decrease compared to EW 17 of the previous year. The year to date figure showed an 21% decrease in cases for the period.



Figure 1: Total Gastroenteritis Cases Reported 2016-2017



## Total number of GE cases per parish for Week 17 2018

Parishes	KSA	STT	POR	STM	STA	TRE	STJ	HAN	WES	STE	MAN	CLA	STC
<5	873	72	61	214	284	177	182	102	112	116	277	182	156
≥5	721	152	86	358	526	253	305	140	174	165	407	379	369



**7 NOTIFICATIONS-**  
All clinical sites



**INVESTIGATION REPORTS-** Detailed Follow up for all Class One Events



**HOSPITAL ACTIVE SURVEILLANCE-** 30 sites\*. Actively pursued

\*Incidence/Prevalence cannot be calculated



**SENTINEL REPORT-** 79 sites\*. Automatic reporting

---

# RESEARCH PAPER

---

## A Description of Registered Nurses' Documentation Practices and their Experiences with Documentation in a Jamaican Hospital

*C Blake-Mowatt, JLM Lindo, S Stanley, J Bennett*

*The UWI School of Nursing, Mona, The University of the West Indies, Mona, Kingston 7, Jamaica*

**Objective:** To determine the level of documentation that exists among registered nurses employed at a Type A Hospital in Western Jamaica.

**Method:** Using an audit tool developed at the University Hospital of the West Indies, 79 patient docketts from three medical wards were audited to determine the level of registered nurses' documentation at the hospital. Data were analyzed using the SPSS® version 17 for Windows®. Qualitative data regarding the nurses' experience with documentation at the institution were gathered from focus group discussions including 12 nurses assigned to the audited wards.

**Results:** Almost all the docketts audited (98%) revealed that nurses followed documentation guidelines for admission, recording patients' past complaints, medical history and assessment data. Most of the docketts (96.7%) audited had authorized abbreviations only. Similarly, 98% of the nurses' notes reflected clear documentation for nursing actions taken after identification of a problem and a summary of the patients' condition at the end of the shift. Only 25.6% of the docketts had nursing diagnosis which corresponded to the current medical diagnosis and less than a half (48.3%) had documented evidence of discharge planning. Most of the nurses' notes (86.7%) had no evidence of patient teaching. The main reported factors affecting documentation practices were workload and staff/patient ratios. Participants believed that nursing documentation could be improved with better staffing, improved peer guidance and continuing education.

**Conclusion:** Generally, nurses followed the guidelines for documentation; however, elements were missing which included patient teaching and discharge planning. This was attributed to high patient load and nurse/patient ratio.

---

The Ministry of Health  
24-26 Grenada Crescent  
Kingston 5, Jamaica  
Tele: (876) 633-7924  
Email: [surveillance@moh.gov.jm](mailto:surveillance@moh.gov.jm)



8 NOTIFICATIONS-  
All clinical  
sites



INVESTIGATION  
REPORTS- Detailed Follow  
up for all Class One Events



HOSPITAL  
ACTIVE  
SURVEILLANCE-  
30 sites\*. Actively  
pursued

\*Incidence/Prevalence cannot be calculated



SENTINEL  
REPORT- 79  
sites\*. Automatic  
reporting